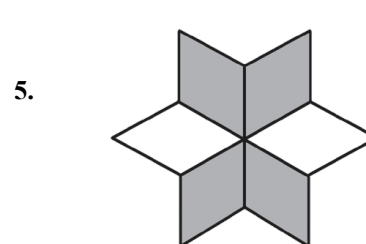
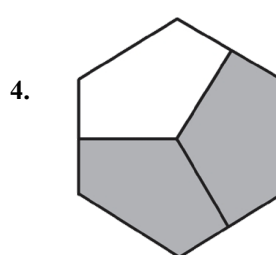

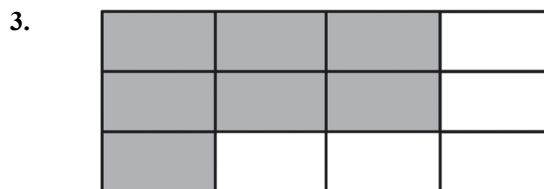
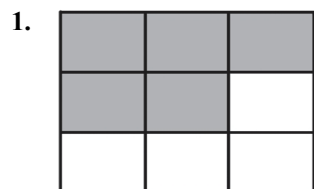


Name: \_\_\_\_\_  
 Date Started: \_\_\_\_\_ Date Completed: \_\_\_\_\_ Score: \_\_\_\_\_

**Learning Activity Sheet**  
**Relationship of Decimals, Fractions, and Percents**

**I. Write the fraction that the shaded portion of each shape represents.**



**II. Write the following fractions as decimal numbers. Round the answers to the nearest hundredths.**

6.  $\frac{5}{6}$

7.  $\frac{3}{15}$

8.  $\frac{4}{9}$

9.  $\frac{15}{17}$

10.  $\frac{9}{11}$